

# KEYSTONE

GRANITE INC.

## SINKS

16 Gauge • Vanity • Quartz Composite

### 16 Gauge Drawn Sinks

- 16 gauge stainless steel • Sound-shielding pads and coating for a quieter kitchen environment.
- Fully compatible with standard kitchen sink plumbing • Limited lifetime warranty.



**TECE @ \$150**  
SIN-16-SINBWL-1815  
Outside - 18" x 15"  
Inside - 16" x 13"  
Depth - 7"  
Minimum Cabinet - 21"



**COCO @ \$150**  
SIN-16-SINBWL-2318  
Outside - 23½" x 17¾"  
Inside - 21½" x 15¾"  
Depth - 9"  
Minimum Cabinet - 27"



**KATY @ \$195**  
SIN-16-SINBWL-3118  
Outside - 31½" x 18¼"  
Inside - 29½" x 16¾"  
Depth - 9"  
Minimum Cabinet - 36"



**RAMBO @ \$195**  
SIN-16-DBLBWL-4060-3221R  
Outside - 32" x 20¾"  
Left Inside - 13" x 16½"  
Right Inside - 15¾" x 18¾"  
Depth - 7½" x 9"  
Minimum Cabinet - 36"



**DUSTIN @ \$195**  
SIN-16-DBLBWL-6040-3221  
Outside - 32" x 20¾"  
Left Inside - 15¾" x 18¾"  
Right Inside - 13" x 16½"  
Depth - 9" x 7½"  
Minimum Cabinet - 36"



**RUSTY @ \$195**  
SIN-16-DBLBWL-5050-3218  
Outside - 32¼" x 18½"  
Left Inside - 14½" x 16½"  
Right Inside - 14½" x 16½"  
Depth - 9"  
Minimum Cabinet - 36"

Matching Sink Strainer at **\$14.95** • Matching Sink Grid at **\$90.00**

## 16 Gauge Handcrafted Sinks

- Individually hand-crafted by skilled artisans.
- 16-gauge stainless steel for maximum durability (lower gauge indicates thicker steel).
- Luxurious, finely-tuned brushed steel finish.
- Sharp inside corners accentuate the contemporary look.
- Super premium sound-shielding pads and coating for maximum thermal and noise insulation.
- Extra-deep basin fits your largest cookware and utensils with ease.
- Fully compatible with standard kitchen sink plumbing.
- Limited lifetime warranty.



### LINDA @ \$225

SIN-16-SINBWL-WEL-2318

Outside - 23" x 18" • Inside - 21" x 16"  
Depth - 10" • Minimum Cabinet - 27"



### COOPER @ \$295

SIN-16-SINBWL-WEL-3219

Outside - 32" x 19" • Inside - 30" x 17"  
Depth - 10" • Minimum Cabinet - 36"

1 Strainer and Grid included



### VICKY @ \$349

SIN-16-DBLBWL-WEL-5050-3219

Outside - 32" x 19" • Inside - 14½" x 17"  
Depth - 10" • Minimum Cabinet - 36"

Matching Sink Strainer at **\$14.95**

## Fireclay Farmhouse Sink



### BELLA @ \$495

SIN-POR-USBWH-3020FSAF

Outside - 30" x 19¾" • Inside - 29¼" x 18¾"  
Depth - 8½" • Minimum Cabinet - 36"

Matching Sink Strainer at **\$14.95**

## Vanity Bathroom Sinks



### CLYDE @ \$59

SIN-POR-UNDOVLWHT-1714

Outside - 19"x16"  
Inside - 17"x14"  
Depth - 8"



### DUKE @ \$59

SIN-POR-UNDOVLWHT-1512

Outside - 17"x14"  
Inside - 15"x12"  
Depth - 7½"



### BONNIE @ \$79

SIN-POR-UNDRECWHT-2015

Outside - 20"x15"  
Inside - 18"x13"  
Depth - 7½"



### RUDY @ \$79

SIN-POR-UNDRECWHT-1813

Outside - 18¾" x 13½"  
Inside - 16½" x 11½"  
Depth - 8"

## Quartz Composite

**Highly Durable** - best-in-class resistance to impact and scratch, and designed to be heat resistant up to 535F

**Lasting Beauty** - velvety smooth finish is resistant to stains and smudges, and UV protected surface protects against fading

**Family Friendly** - non-porous surface does not harbor bacteria, and the thick construction provides superior sound absorption when using the sink

### Matte Black



#### RAINIER @ \$395


SIN-QZ-STRSINBWL-2418-BLK

Outside - 24 $\frac{1}{4}$ " x 18 $\frac{1}{4}$ "

Inside - 21 $\frac{3}{4}$ " x 15 $\frac{3}{4}$ "

Depth - 8 $\frac{1}{2}$ "

Minimum Cabinet - 27"



#### BACHELOR @ \$395

SIN-QZ-STRSINBWL-3119-BLK

Outside - 31 $\frac{1}{4}$ " x 19 $\frac{3}{4}$ "

Inside - 29" x 16 $\frac{3}{8}$ "

Depth - 9"

Minimum Cabinet - 36"



#### HOOD @ \$395

SIN-QZ-STRDBLBWL-5050-3319-BLK

Outside - 32" x 19 $\frac{1}{2}$ "

Left Inside - 14 $\frac{1}{4}$ " x 16 $\frac{3}{4}$ "

Right Inside - 14 $\frac{1}{4}$ " x 16 $\frac{3}{4}$ "

Depth - 9 $\frac{9}{9}$ "

Minimum Cabinet - 36"



#### JEFFERSON @ \$395

SIN-QZ-STRDBLBWL-6040-3221-BLK

Outside - 32" x 21 $\frac{1}{4}$ "


Left Inside - 17 $\frac{1}{8}$ " x 19"

Right Inside - 11 $\frac{1}{2}$ " x 16 $\frac{3}{4}$ "

Depth - 9 $\frac{9}{9}$ "

Minimum Cabinet - 36"

### Matte Gray



#### RAINIER @ \$395

SIN-QZ-STRSINBWL-2418-GRY

Outside - 24 $\frac{1}{4}$ " x 18 $\frac{1}{4}$ "

Inside - 21 $\frac{3}{4}$ " x 15 $\frac{3}{4}$ "

Depth - 8 $\frac{1}{2}$ "

Minimum Cabinet - 27"



#### BACHELOR @ \$395


SIN-QZ-STRSINBWL-3119-GRY

Outside - 31 $\frac{1}{4}$ " x 19 $\frac{3}{4}$ "

Inside - 29" x 16 $\frac{3}{8}$ "

Depth - 9"

Minimum Cabinet - 36"



#### HOOD @ \$395

SIN-QZ-STRDBLBWL-5050-3319-GRY

Outside - 32" x 19 $\frac{1}{2}$ "

Left Inside - 14 $\frac{1}{4}$ " x 16 $\frac{3}{4}$ "

Right Inside - 14 $\frac{1}{4}$ " x 16 $\frac{3}{4}$ "

Depth - 9 $\frac{9}{9}$ "

Minimum Cabinet - 36"



#### JEFFERSON @ \$395

SIN-QZ-STRDBLBWL-6040-3221-GRY

Outside - 32" x 21 $\frac{1}{4}$ "

Left Inside - 17 $\frac{1}{8}$ " x 19"

Right Inside - 11 $\frac{1}{2}$ " x 16 $\frac{3}{4}$ "

Depth - 9 $\frac{9}{9}$ "

Minimum Cabinet - 36"

### Matte White



#### RAINIER @ \$395

SIN-QZ-STRSINBWL-2418-WHT

Outside - 24 $\frac{1}{4}$ " x 18 $\frac{1}{4}$ "

Inside - 21 $\frac{3}{4}$ " x 15 $\frac{3}{4}$ "

Depth - 8 $\frac{1}{2}$ "

Minimum Cabinet - 27"



#### BACHELOR @ \$395

SIN-QZ-STRSINBWL-3119-WHT

Outside - 31 $\frac{1}{4}$ " x 19 $\frac{3}{4}$ "

Inside - 29" x 16 $\frac{3}{8}$ "

Depth - 9"

Minimum Cabinet - 36"



#### HOOD @ \$395

SIN-QZ-STRDBLBWL-5050-3319-WHT

Outside - 32" x 19 $\frac{1}{2}$ "

Left Inside - 14 $\frac{1}{4}$ " x 16 $\frac{3}{4}$ "

Right Inside - 14 $\frac{1}{4}$ " x 16 $\frac{3}{4}$ "

Depth - 9 $\frac{9}{9}$ "

Minimum Cabinet - 36"

Matching Sink  
Strainer at  
**\$14.95**

## Kitchen Faucets



### **BRUSHED NICKEL @ \$159**

FAU-K1HBN8401-803

1 Handle

8" Centerset Kitchen Faucet

Finish: Brushed Nickel

Waterflow: 1.8GPM

Valve Type: Ceramic

Deckplate included



### **CHROME @ \$159**

FAU-K1HCR8401-802

1 Handle

8" Centerset Kitchen Faucet

Finish: Chrome

Waterflow: 1.8GPM

Valve Type: Ceramic

Deckplate included



### **TOUCHLESS CHROME @ \$229**

FAU-KTFCR820-811

1 Handle Touchless

Kitchen Faucet

Finish: Chrome

Waterflow: 1.8GPM

Valve Type: Ceramic

## Bathroom Faucets



### **TRADITIONAL @ \$69**

FAU-B2HCR4206-403

2 Handle

4" Centerset Bathroom Faucet

Finish: Chrome

Waterflow: 1.2GPM

Valve Type: Ball

Pop up drain included



### **CLASSIC @ \$69**

FAU-B2HCR4206-410

2 Handle

4" Centerset Bathroom Faucet

Finish: Chrome

Waterflow: 1.2GPM

Valve Type: Ceramic

Pop up drain included



### **MODERN @ \$99**

FAU-B1HCR4403-401

1 Handle Bathroom Faucet

Finish: Chrome

Waterflow: 1.2GPM

Valve Type: Ceramic

# KEYSTONE

**GRANITE INC.**

**KEYSTONE GRANITE, INC.**

4582 Salem Dallas Hwy NW Salem, Oregon 97304 • 503.588.0180

[www.granitecountertopsoregon.com](http://www.granitecountertopsoregon.com)